




Sit Back, Relax, and Enjoy





PolyVinyl Fence Systems offers privacy, semi-privacy, picket, ornamental, and post & rail designs with a transferable lifetime limited warranty for peace of mind. PolyVinyl Fence Systems allows you to turn your backyard into a beautiful secluded playground by keeping your pool private and safe. Or you can turn your backyard into a harmonious retreat to unwind at the end of a long day. Either way, PolyVinyl Fence Systems gives back some of your precious time. Utilizing durable gate systems and virtually maintenance-free products makes it easy to define your space.



TABLE OF CONTENTS



Privacy Fence Pages 4-7



Semi-Privacy Fence Pages 8 -9



Picket Fence Pages 10-12



Ornamental Fence Page 13



Rail Fence Pages 14-16



Gates Pages 17-19

SUPERIOR

Privacy Fence

Superior Specifications

- Heights: 48", 60", 72", 84"* , 96"*
(84"* , 96"* with Aluminum Reinforced Mid-rail)
- Width: 8' Sections
- 7/8" x 11.28" Snap Lock Tongue & Groove Verticals
- Aluminum Reinforced Bottom Rail
- Heavy Wall 5" Posts (.150" Wall)
- Flat Post Caps Standard (Ball, Gothic and Trim Caps Optional)
- 7° Rackable Section Optional
(Racks 12" per 8' Sections)
- Concave and Convex Gates Optional
- Colors: White or Tan

*Aluminum Stiffeners Required in All Line & End Posts for 84" & 96" Heights.

Standard Gates Available



11.28" Snap Lock Tongue & Groove Verticals



60" Superior (Tan)



60" Superior (Tan)



72" Majestic (White)

MAJESTIC Privacy Fence

Majestic Specifications

- Heights: 48", 60", 72", 84"*, 96"*
- Width: 8' Sections (Center to Center of Post)
- 1-7/8" Diagonal Lattice
- 7/8" x 11.28" Snap Lock Tongue & Groove Verticals
- Aluminum Reinforced Bottom Rail
- Heavy Wall 5" Posts (.150" Wall)
- Flat Post Caps Standard (Ball, Gothic and Trim Caps Optional)
- 7° Rackable Section Optional (Racks 12" per 8' Sections)
- Colors: White or Tan

*Aluminum Stiffeners Required in ALL Line & End Posts for 84" & 96" Heights.

Standard Gates Available



72" Kingston (White)

KINGSTON Privacy Fence

Kingston Specifications

- Heights: 48", 60", 72", 84"*, 96"*
- Width: 8' Sections (Center to Center of Post)
- 1-3/8" Square Spindle Accent
- 7/8" x 11.28" Snap Lock Tongue & Groove Verticals
- Aluminum Reinforced Bottom Rail
- Heavy Wall 5" Posts (.150" Wall)
- Flat Post Caps Standard (Ball, Gothic and Trim Caps Optional)
- 7° Rackable Section Optional (Racks 12" per 8' Sections)
- Optional Sunburst Section or Gates Available – Not Rackable
- Colors: White or Tan

* Aluminum Stiffeners Required in All Line & End Posts for 84" & 96" Heights.

Standard Gates Available



72" Kingston with Sunburst Gate Option (White)






DESIGNER

Privacy Fence

Designer Features

- 48", 60", 72" Heights
- Width: 8' Sections
- Aluminum Frames Can Be Purchased Separately (Frames Include: Rails, Posts and Caps)
- Vinyl In-fills (Vertical Panels and Side Channels)
- 12 Standard Verified AAMA 2604 Compliant Powder Coated Aluminum Component and Gate Frame Colors
- 3 Standard In-fill Colors
- Lifetime Limited Warranty
- * Buy the Complete System or Purchase Components*

Standard Gates Available



Aluminum Frame Component

Aluminum Components And Gate Frame Colors



Optional In-Fill Materials & Colors




TRI-MAX

Privacy Fence - Green Series

Tri-Max Specifications

- Heights: 48", 60", 72", 84"* , 96"*
(84"* , 96"* with Aluminum Reinforced Mid-rail)
- Width: 8' Sections
- 1/2" x 7.5" Interlocking Tongue & Groove Verticals
- Aluminum Reinforced Bottom Rail
- Green Series 5" Posts (.130" Wall for 48", 60", 72")
(.150" Wall for 84", 96")
- Flat Post Caps Standard (Ball, Gothic and Trim Optional)
- 7° Rackable Section Optional
(Racks 12" per 8' sections)
- Side Channels for Sections Included
- Colors: White, Tan, & Mocha
- * Aluminum Stiffeners Required in All Line & End Posts for 84" & 96" Heights.

Standard Gates Available



Interlocking Fastener

TRI-MAX WITH SPINDLE TOPPER

Privacy Fence - Green Series

Tri-Max with Spindle Topper Specifications

- Heights: 60", 72", 84"*
- Width: 8' Sections
- 7/8" x 1-1/2" Spindle Accent
- 1/2" x 7.5" Interlocking Tongue & Groove Verticals
- Aluminum Reinforced Bottom Rail
- Green Series 5" Posts (.130" Wall for 60", 72")
(.150" Wall for 84")
- Flat Post Caps Standard (Ball, Gothic and Trim Optional)
- 7° Rackable Section Optional
(Racks 12" per 8' sections)
- Side Channels for Sections Included
- Colors: White, Tan, & Mocha
- * Aluminum Stiffeners Required in All Line & End Posts for 84" Height.

Standard Gates Available





PRINCETON

Semi-Privacy Fence

Princeton Specifications

- Heights: 48", 60", 72"
(60" and 72" Heights include Mid-rail with Internal Horizontal Rail Support)
- Width: 8' Sections (Center to Center of Post)
- 7/8" x 6" & 7/8" x 1-1/2" Alternating Verticals with 1-1/16" Spacing Between Verticals
- Aluminum Reinforced Bottom Rail
- Heavy Wall 5" Posts (.150" Wall)
- Flat Post Caps Standard (Ball, Gothic and Trim Caps Optional)
- Colors: White or Tan

Standard Gates Available



PRESTIGE

Semi-Privacy Fence

Prestige Specifications

- Heights: 48", 60", 72"
(60" and 72" Heights include Mid-rail with Internal Horizontal Rail Support)
- Width: 8' Sections (Center to Center of Post)
- 7/8" x 6" Verticals
- 7/8" Spacing Between Verticals
- Aluminum Reinforced Bottom Rail
- Heavy Wall 5" Posts (.150" Wall)
- Flat Post Caps Standard (Ball, Gothic and Trim Caps Optional)
- Colors: White or Tan

Standard Gates Available




DYNASTY

Semi-Privacy Fence

Dynasty Specifications

- Heights: 48", 60", 72"
- Width: 8' Sections (Center to Center of Post)
- 1-7/8" Diagonal Lattice
- 7/8" X 6" Verticals
- 7/8" Spacing Between Verticals
- Aluminum Reinforced Bottom Rail
- Heavy Wall 5" Posts (.150" Wall)
- Flat Post Caps Standard (Ball, Gothic and Trim Caps Optional)
- Colors: White or Tan

Standard Gates Available





REMINGTON

Picket Fence

Remington Specifications

- Heights: 48", 60", 72"
- Width: 8' Sections
- 1-3/8" x 1-3/8" Wide Pickets
- 2" Spacing Between Pickets
- Aluminum Reinforced Bottom Rail
- Heavy Wall 5" Posts (.150" Wall)
- Trim Post Caps Standard (Ball, Flat and Gothic Caps Optional)
- Colors: White or Tan

Standard Gates Available



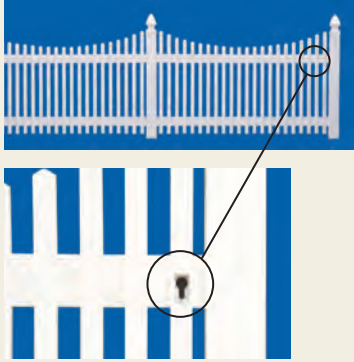
SUPREME

Picket Fence

Supreme Specifications

- Heights: 48", 60", 72"
- Width: 8' Sections
- 7/8" x 3" Wide Pickets
- 1-3/4" Spacing Between Pickets
- Heavy Wall 5" Posts (.150" Wall)
- Gothic Post Caps Standard (Ball, Flat and Trim Caps Optional)
- Straight, Concave, and Convex Styles Standard
- Colors: White or Tan

Standard Gates Available



Patented Hidden Picket Attachment For Supreme and Sterling Picket Fencing (Internal View) No Unsightly Screws or Cap Plugs



Supreme and Sterling Dog Ear Picket Cap



48" Convex Supreme (White)

STERLING

Picket Fence

Sterling Specifications

- Heights: 36", 42", 48"
- Width: 6' Sections
- 7/8" x 3" Wide Pickets
- 1-3/4" Spacing Between Pickets
- Heavy Wall 4" Posts (.160" Wall)
- Gothic Post Caps Standard (Ball, Flat and Trim Caps Optional)
- Straight, Concave, and Convex Styles Standard
- Colors: White or Tan

Standard Gates Available



42" Straight Sterling (White)



GOOD NEIGHBOR

Picket Fence - Green Series


Good Neighbor Specifications

- Heights: 36", 42", 48"
- Width: 8' Sections (Center to Center of Post)
- 7/8" x 3" Wide Pickets
- 2-15/16" Spacing Between Pickets
- Aluminum Reinforced Bottom Rail
- Green Series 4" Posts (.135" Wall)
- Flat Post Caps Standard (Ball, Gothic and Trim Caps Optional)
- Colors: White & Tan

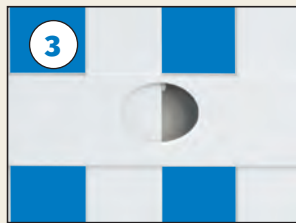
Standard Gates Available



Bottom Rail
H-Channel Aluminum
Reinforcement



Notched Pickets



Hidden Screw Top Rail
Support Center Picket



GOOD NEIGHBOR

Concave Picket Fence -

Green Series

Good Neighbor Concave Specifications

- Heights: 36", 42", 48"
- Width: 8' Sections (Center to Center of Post)
- 7/8" x 3" Wide Pickets
- 2-15/16" Spacing Between Pickets
- Aluminum Reinforced Bottom Rail
- Green Series 4" Posts (.135" Wall)
- Flat Post Caps Standard (Ball, Gothic and Trim Caps Optional)
- Colors: White & Tan

Standard Gates Available

COLONIAL

Ornamental Fence

Colonial Specifications

- Heights: 36", 42", 48", 50-1/2"*, 60", 72"
(60" and 72" Heights Include Mid-rail)
- Width: 6' Sections (Center to Center of Post)
- 7/8" X 1-1/2" Pickets
- 2-7/8" Spacing Between Pickets
- 50-1/2", 60", and 72" Heights Include Aluminum Reinforced Bottom Rail
- Heavy Wall 4" Posts (.160" Wall)
- Flat Post Caps Standard (Ball, Gothic, and Trim Caps Optional)
- Colors: White or Tan
- * 50-1/2" Colonial Fence Meets BOCA Requirements for Height & Spacing. Please check local code requirements before ordering.

Standard Gates Available



60" Colonial with Mid-Rail (White)

GOOD NEIGHBOR

Yard Fence – Green Series

Good Neighbor Yard Specifications

- Heights: 36", 42", 50-1/2"*
- Width: 8' Sections (Center to Center of Post)
- 7/8" x 1-1/2" Pickets
- 3-11/16" Spacing Between Pickets
- Aluminum Reinforced Bottom Rail
- Green Series 4" Posts (.135" Wall)
- Flat Post Caps Standard (Ball, Gothic and Trim Caps Optional)
- Colors: White & Tan
- * 50-1/2" Good Neighbor Yard Fence Meets BOCA Requirements for Height & Spacing. Please check local code requirements before ordering.

Standard Gates Available



36" Good Neighbor Yard Fence (White)



TWO RAIL

Two Rail Specifications

- Heights: 36"
- Width: 8' Sections (Center to Center of Post)
- 1-1/2" x 5-1/2" Rails (2" x 6" Equine Rails Optional)
- 10-1/2" and 11" Rail Spacing
- 5" Posts (Equine .150" Wall, Residential .130" Wall)
- Flat Post Caps Standard (Ball, Gothic, Internal and Trim Caps Optional)
- Colors: White or Tan

Standard Gates Available



THREE RAIL

Three Rail Specifications

- Heights: 48", 52", 54"
- Width: 8' Sections (Center to Center of Post)
- 1-1/2" x 5-1/2" Rails (2" x 6" Equine Rails Optional)
- 9", 10-1/2", and 11" Rail Spacing
- 5" Posts (Equine .150" Wall, Residential .130" Wall)
- Flat Post Caps Standard (Ball, Gothic, Internal and Trim Caps Optional)
- Colors: White or Tan

Standard Gates Available



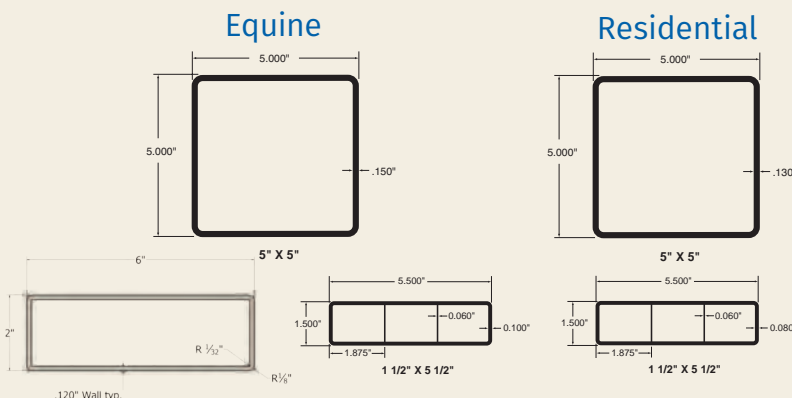
FOUR RAIL

Four Rail Specifications

- Heights: 52", 54", 60"
- Width: 8' Sections (Center to Center of Post)
- 1-1/2" x 5-1/2" Rails (2" x 6" Equine Rails Optional)
- 6-1/2", 7" and 9" Rail Spacing
- 5" Posts (Equine .150" Wall, Residential .130" Wall)
- Flat Post Caps Standard (Ball, Gothic, Internal and Trim Caps Optional)
- Colors: White or Tan

Standard Gates Available

Post and Rail Material Specifications



TWO RAIL

Green Series

Two Rail Specifications

- Heights: 36"
- Width: 8' Sections (Center to Center of Post)
- 1-1/2" x 5-1/2" Rails
- 10-1/2" Rail Spacing
- 5" Posts (Equine .150" Wall, Residential .130" Wall)
- Flat Post Caps Standard (Ball, Gothic, Internal and Trim Caps Optional)
- Colors: White or Tan

Standard Gates Available



THREE RAIL

Green Series

Three Rail Specifications

- Heights: 48", 52"
- Width: 8' Sections (Center to Center of Post)
- 1-1/2" x 5-1/2" Rails
- 10-1/2" Rail Spacing
- 5" Posts (Equine .150" Wall, Residential .130" Wall)
- Flat Post Caps Standard (Ball, Gothic, Internal and Trim Caps Optional)
- Colors: White or Tan

Standard Gates Available



FOUR RAIL

Green Series

Four Rail Specifications

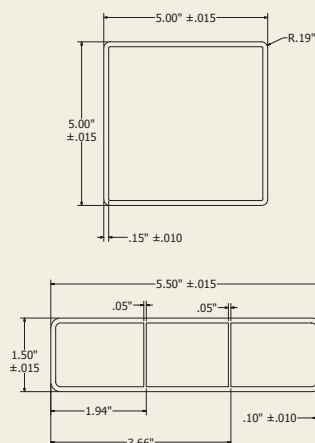
- Heights: 52"
- Width: 8' Sections (Center to Center of Post)
- 1-1/2" x 5-1/2" Rails
- 6-1/2" Rail Spacing
- 5" Posts (Equine .150" Wall, Residential .130" Wall)
- Flat Post Caps Standard (Ball, Gothic, Internal and Trim Caps Optional)
- Colors: White or Tan

Standard Gates Available

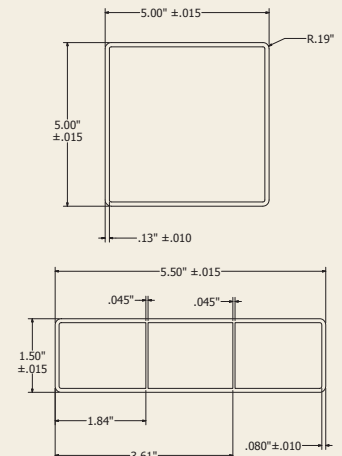


Post and Rail Material Specifications

Equine



Residential





FOUR RAIL CROSSBUCK Green Series

Crossbuck Specifications

- Heights: 50-1/2"
- Width: 8' Sections (Center to Center of Post)
- 1-1/2" x 5-1/2" Rails
- 5" Posts (Residential .130" Wall)
- Flat Post Caps Standard (Ball, Gothic, Internal and Trim Caps Optional)
- Colors: White or Tan

Gates not available in Crossbuck style.
See Four Rail Equestrian.



Gothic Cap



Ball Cap

POST CAPS

Fencing

Specifications

- Colors: White or Tan



External Flat Cap



Trim Cap



Internal Flat Cap (For Post & Rail)

See individual Fence Specifications for Standard Post Cap and Optional Post Caps.

GATE SYSTEMS

Post and Rail Fences

- 1 FEATURE** - Gate perimeter fully reinforced with corrosion resistant aluminum channel.
BENEFIT - Gate stays square.
- 2 FEATURE** - Heavy duty aluminum gate post stiffeners (recommended option).
BENEFIT - Posts remain rigid for accurate gate closure.
- 3 FEATURE** - Adjustable hinge hardware and latch are Verified AAMA 2604 Powder Coated.
BENEFIT - Hinges are corrosion resistant with easy adjustment for accurate alignment.
- 4 FEATURE** - Stainless steel fastener screws used on gate assembly, hinge, and latch hardware.
BENEFIT - Corrosion resistant screws fastened through vinyl and aluminum for positive long-term strength.


POST & RAIL GATES

Vinyl Gate Frame Fully Reinforced with Aluminum

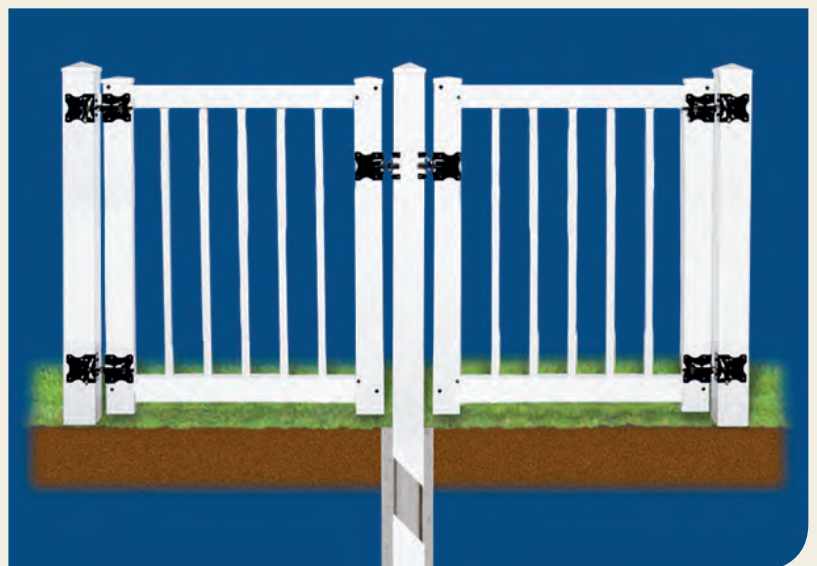
- Vinyl Single Widths: 4', 6', 8', 10'
- Vinyl Double Widths: 8', 12', 16', 20'
- 5" Aluminum Post Stiffeners: Gate Posts

Optional Powder Coated Aluminum Gate Frame

- Aluminum Single Widths: 4', 6', 8', 10', 12', 16'
- Aluminum Double Widths: 8', 12', 16', 20', 24', 32'
- Aluminum 6" Posts (.185" Wall): Gate Posts



Center Post Cross-Section



Removable Center Post is Recommended on Double Gates



72" Convex Superior Gate (Tan)

STANDARD GATES

- ① **FEATURE** - Gate perimeter fully reinforced with corrosion resistant aluminum channel.
BENEFIT - Gate stays square.
- ② **FEATURE** - Heavy duty aluminum gate post stiffeners (recommended option).
BENEFIT - Posts remain rigid for accurate gate closure.
- ③ **FEATURE** - Adjustable hinge hardware and latch are Verified AAMA 2604 Powder Coated.
BENEFIT - Hinges are corrosion resistant with easy adjustment for accurate alignment.
- ④ **FEATURE** - Stainless steel fastener screws used on gate assembly, hinge, and latch hardware.
BENEFIT - Corrosion resistant screws fastened through vinyl and aluminum for positive long-term strength.



Standard Gate



48" Convex Sterling (White)

STANDARD GATES

Standard Gates Specifications

- Single Width: 36", 42", 48", 60", 72"
- Double Width: 72", 84", 96", 120", 144"
- Aluminum Post Stiffeners: Gate Posts
- Aluminum Reinforced Frame

Magna Latch




OR




Lokk Latch
Deluxe

Aluminum Reinforced Frame



Tru-Close Hinge





OPTIONAL POWDER COATED WELDED ALUMINUM GATE FRAME

Aluminum Gate Frame

- Single Width: 72", 84", 96", 120"
- Double Width: 144", 168", 192", 240"
- Powder Coated Aluminum Frame
- Vinyl In-Fill
- Aluminum 6" Posts (.185" Wall): Gate Posts
- Available in Superior, Majestic, Tri-Max, and Tri-Max with Spindle Topper Styles

96" Superior Aluminum Frame Gate (Tan)



72" Superior Aluminum Frame Gate (White)

CENTER POST CROSS-SECTION



Removable Center Post is Recommended on Double Gates

YOUR DSI FAMILY OF PRODUCTS



Material Specifications:
Rigid P.V.C. exterior profiles, used for Polyvinyl Fence systems, contain impact modifiers for cold weather and Titanium Dioxide for ultraviolet light resistance. These profiles meet or exceed the specification F-964 established by ASTM.

We have tried to make this catalog comprehensive and factual. We reserve the right to discontinue at any time, without notice, colors, materials, equipment and availability. Since some information may have been updated since the time of printing, we are not responsible for typographical or pictorial errors. Materials shown may vary slightly from actual colors. ©Digger Specialties 2017 SP 09/17 99508

diggerspecialties.com